

# Starting My New School



My name is \_\_\_\_\_

The school I go to now is \_\_\_\_\_

PUT YOUR PHOTO  
HERE

I am going to Saint John Wall Catholic School in September.

This booklet will tell me some of the things I need to know about my new school.

# Finding out about my new school/



The name of my new school is Saint John Wall Catholic School. Sometimes people write SJW, because it is quicker to write it this way!

The address is: Saint John Wall Catholic School  
Oxhill Road  
Birmingham  
B21 8HH

The telephone number is 0121 554 1825

The Headteacher is Miss Marston. —————→



School starts at 8.50am and finishes at 3.10pm  
(Please be aware that due to social distancing requirements these times may change)

I will travel by car/bus/walking/bike/train (Circle the right one)

# Important people for me to remember

**Mrs Ellis is my Head of Year.**



I will look after your whole year group. You might come to see me if you have a problem because I might be able help. My office is near the reception area if you ever need to find me.

**Mrs Adams is the School SEND and Learning Support Coordinator**



I look after all children in the school who have special educational needs. You might come to see me if you have a problem because I might be able help. My office is in the T' block if you need to find me.

**One of these people will be helping my class in September.**




**Mrs Kaur**



**Mrs France**



**Mrs Chand**



**Miss Forbes**

I am going to be with your class to help you settle into your new school. I will show you where to go whilst you get to know the school. You can ask me anything you want to and please come to me if you have any worries or questions when you visit SJW. I am always here to help - even if you just want someone to talk to!

## Form Tutors.

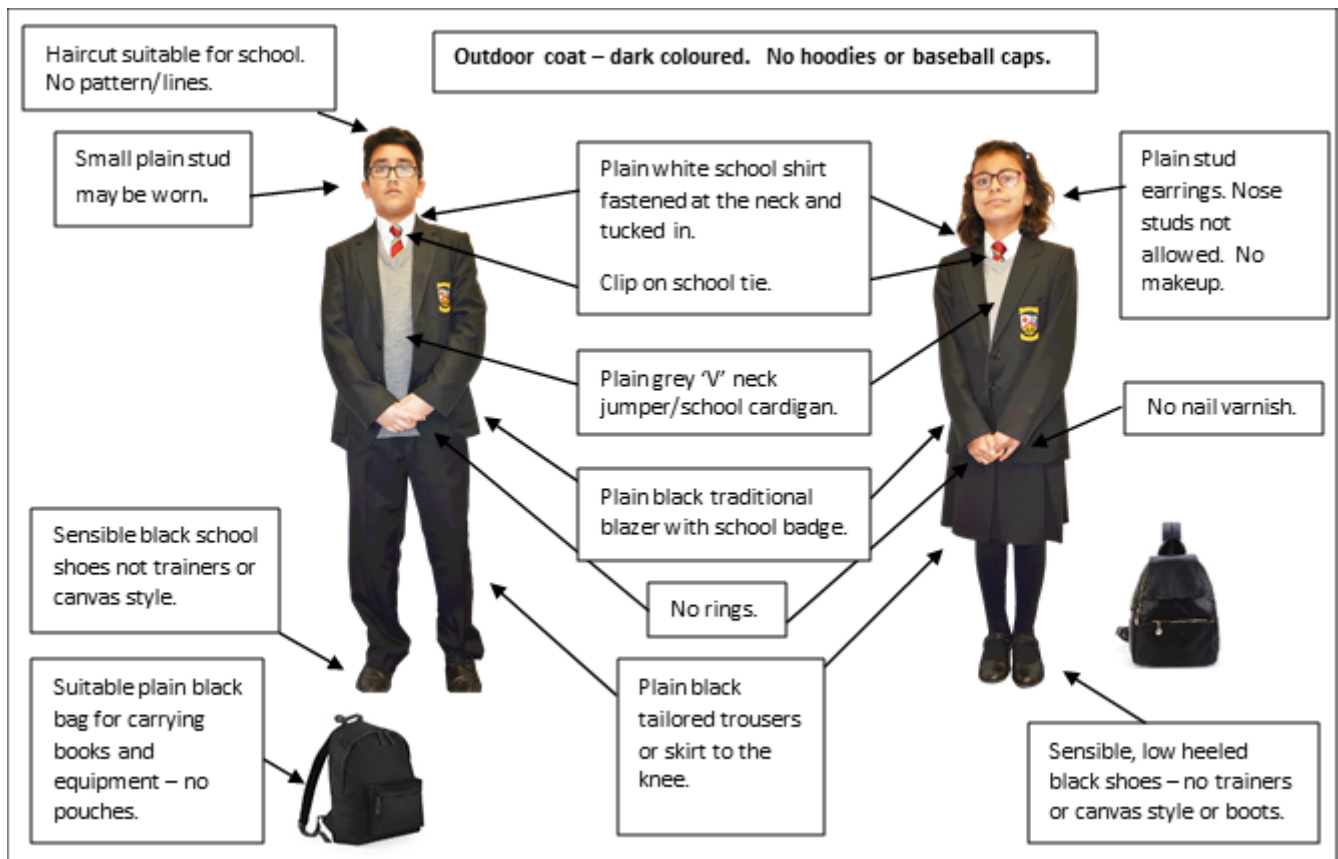
One of these people will be your form teacher, and you will see them every morning

				
<b>Miss Fox- Roberts</b>	<b>Miss Cummings</b>	<b>Miss Flinn</b>	<b>Mrs Wallace</b>	<b>Ms Brooks</b>
<b>7FOX</b>	<b>7CUG</b>	<b>7FLI</b>	<b>7WAL</b>	<b>7BRK</b>

I am going to be your form tutor. This means I will see you every morning for registration. I hope we will get to know each other really well so that I can help you settle in to SJW and help you to enjoy your time here. You can talk to me about any questions or problems that you have.



# School Uniform



## PE Kit:

SJW Navy blue polo top  
 Navy blue shorts or skort  
 Navy socks  
 Trainers  
 Navy blue school track top  
 Navy blue school track bottoms  
 Shin pads – optional but advised.




This is our school logo. Our School Mission Statement is 'To educate each and every unique child in our care to hear and respond to what God calls them to be'  
 This mission statement summarises the aims and values of our school.

# Lessons at SJW


In your primary school you probably have most of your lessons in your Year 6 classroom with the same teacher.



At SJW you usually have a different teacher and a different classroom for each lesson. This is a good idea. Subject teachers are experts. This means they know all about their subject so you will learn a lot.



For the first week of term you will have helpers to take you around the school to where you need to be. This will help you to learn your way around the school.



Use the school website to find as many photographs as you like of the things that are important to you and see if you can add them to this booklet. You can then look at them before September to remind you of what things look like and where different things are.

# your New Timetable

At SJW you will have 4 lessons every day and each one lasts 75 minutes.

A timetable can show us:

- what lessons we have each day
- what classrooms we have to go to
- what groups we are in
- who our teachers are



You will be given a printed timetable in September. Keep this safe so you can use it when you need to check what lesson you have next or what classroom you need to go to.

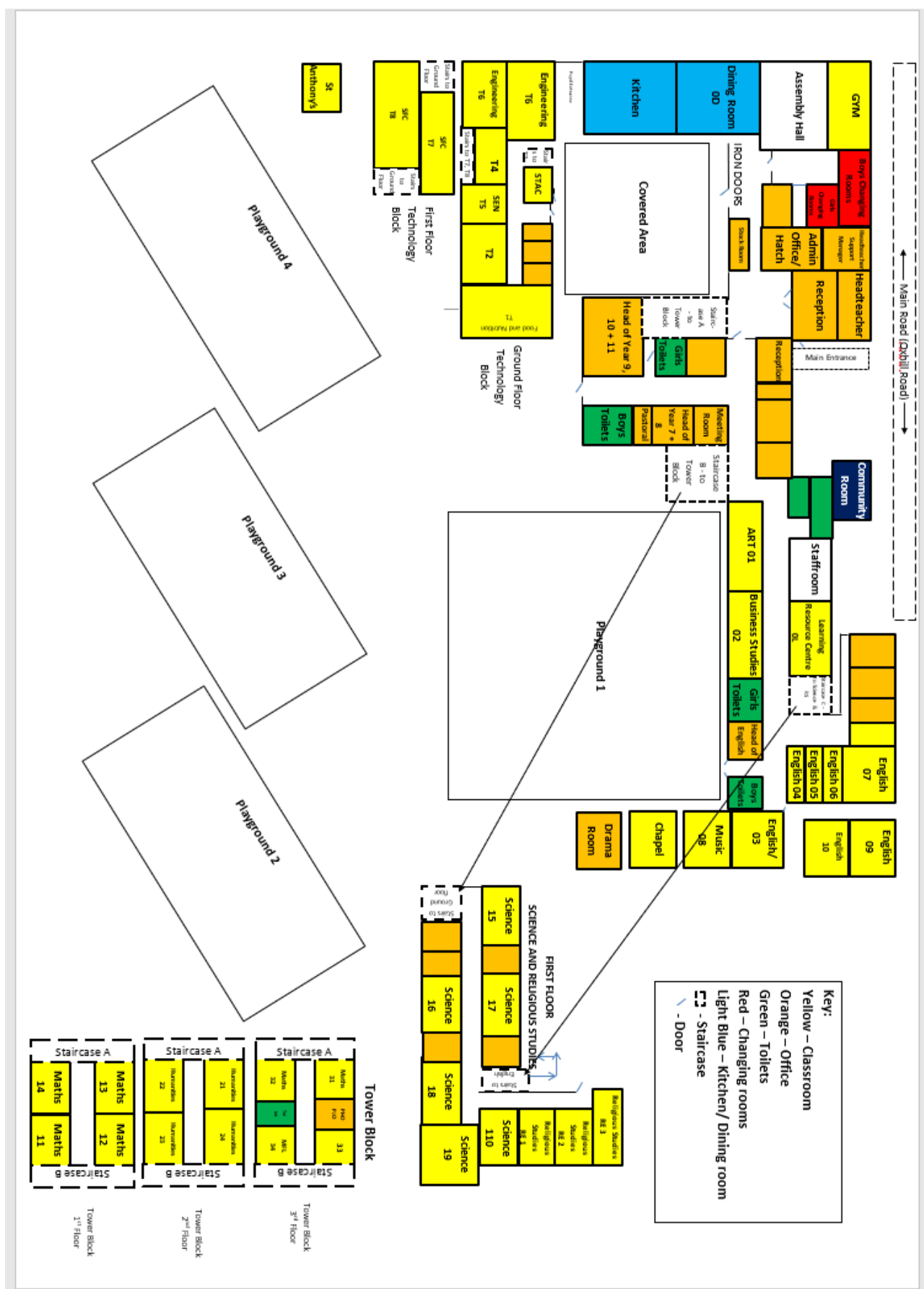
The timetable below is *NOT* your real timetable; it is just an example so you can see how the timetables work at St John Wall. Each box gives 3 bits of information about the lesson:

Subject
Room
Teacher

Practise using the example timetable. Get someone to ask you some questions about the timetable so you can get used to reading it.

	Mon	Tue	Wed	Thu	Fri
1	Art 001 Miss D J Dowling	Physical Education  Mr D Janes	Lifestyle 032 Mrs L T Ellis	Religious Education 111 Mrs H M Harms	Geography 024 Mr A M Warrington
2	Science 016 Mrs H Habibullah	Religious Education 111 Mrs H M Harms	Mathematics 014 Mr J Pejatta	Mathematics 031 Mr J Pejatta	Science 016 Mrs H Habibullah
3	English 007 Mrs O E Wieremiew	English 007 Mrs O E Wieremiew	Performing Arts DRA Mrs L Breslin	Science 016 Mrs H Habibullah	Mathematics 033 Mr J Pejatta
4	History 032 Miss M Lally	Enterprise 003 Miss B Brooks	Technology T1 Ms D L Williamson	MFL 023 Mr R J Pickering	English 007 Mrs O E Wieremiew

Below is a map of the school. Spend some time looking at it so you have an idea of where things are, make a note of the hall, the canteen and the school office.





# Learning Support

The learning support department is found in the T Block. Can you locate it on the map?

You may have interventions in T5.



In year 7 you may have lessons in the St Thomas Aquinas Centre. Our lunch club is also hosted in here.



# Subjects

At SJW you will have lessons in all these subjects.

Which ones are you most looking forward to?



Do you know what they all are?

**Maths**



**English**



**Geography**



**MFL**



**Drama**



**RE**



**History**



**Art**



**Music**




**ICT**



**PE**




**Design & Technology**



**Science**



**Lifestyle**



# Homework



At SJW we have 2 types of homework - Development homework and Examination Homework. Development homework is optional - but it is a really good idea to do it as it will help you gain more knowledge and new skills and you will also be rewarded for it. Examination homework is homework that you have to do at certain times of the year before assessments - you have to do this!

We have a homework club that you can go to for help with your homework and the library is open at breaktimes, lunchtimes and after school and you can do your homework in there if you like.

Development Homework can be found on the school website and looks like this

Topic 1: Crime and punishment up to 1066	Topic 2: The Norman Conquest and Castles	Topic 3: Life in the Middle Ages
<ol style="list-style-type: none"><li>1. Research punishments in Roman Britain and create a leaflet to describe these punishments.</li><li>2. Create a poster showing the punishments for people in Anglo-Saxon England who chose not to follow the law.</li><li>3. Create a presentation explaining which punishments you think were most bloody: punishments in Roman Britain OR punishments in Anglo-Saxon England.</li></ol> <p><b>Why not visit:</b> ... King John's Tomb in Worcester Cathedral (free entry).</p>	<ol style="list-style-type: none"><li>1. Watch <a href="http://www.bbc.co.uk/cbbc/watch/watched-william-the-conqueror/collections/horrible-history-ages.aspx">http://www.bbc.co.uk/cbbc/watch/watched-william-the-conqueror/collections/horrible-history-ages.aspx</a> and create a fact file about William the Conqueror.</li><li>2. Create your own Bayeux Tapestry, telling the story of the Battle of Hastings.</li><li>3. Research the Domesday Book and make up to describe what the Domesday Book was.</li></ol> <p><b>Why not visit:</b> ... Keworth Castle (free entry), Warwick Castle to learn more about life in castles in the Middle Ages.</p> <p><b>Why not watch:</b> ... the Horrible Histories film or the Horrible Histories programme and write a review: what did you enjoy? How would you change it? What did you learn?</p>	<ol style="list-style-type: none"><li>1. Research some "melly facts" about life in the Middle Ages.</li><li>2. Watch <a href="http://www.bbc.co.uk/education/guides/177796/index">http://www.bbc.co.uk/education/guides/177796/index</a> and create a quiz for people to answer when watching this video.</li><li>3. Create a poster to put in town warning people of the symptoms of the Black Death and how to avoid catching it.</li></ol> <p><b>Why not visit:</b> ... Birmingham Museum and Art Gallery (free entry) to learn about the fascinating history of Birmingham from the Middle Ages to the present day.</p>
<b>Year 7 History Development Homework Tasks</b>		
<b>Topic 4: Who Rules?</b> <ol style="list-style-type: none"><li>1. Watch Disney's Robin Hood and create a 'Wanted Poster' for Robin Hood and his Merry Men.</li><li>2. Research Richard the Lionheart and write a letter to him, telling of your adventures on the Crusades.</li><li>3. Create a modern-day Magna Carta for our school, your community, your country or the whole world.</li></ol> <p><b>Why not visit:</b> ... King John's Tomb in Worcester Cathedral (free entry).</p>	<b>Topic 5: The Tudors</b> <ol style="list-style-type: none"><li>1. Write a short story about the 'War of the Roses'.</li><li>2. Watch <a href="http://www.bbc.co.uk/cbbc/watch/fun-thing-happens-when-you-are-a-knight">http://www.bbc.co.uk/cbbc/watch/fun-thing-happens-when-you-are-a-knight</a> and create a mind map of the information you have found out.</li><li>3. Create a board game, which tests people on their Tudor knowledge.</li><li>4. Research fashions and trends in the Tudor period and create a beauty magazine for people living in Tudor England.</li><li>5. Research how and why King Edward VI changed the church and create a 'textbook' page to teach year 7 pupils about this topic.</li></ol> <p><b>Why not visit:</b> ... a) The ruins of Sandwell Priory in Sandwell Valley and the small museum which tells the story of the priory (free entry) b) Harington Hall to learn more about life in Tudor England c) The site of the Battle of Bosworth d) The Tudor House Museum in Worcester (free entry).</p>	<b>Topic 6: The English Civil War</b> <ol style="list-style-type: none"><li>1. Write a song or rap which explains the events of the English Civil War.</li><li>2. Create a poster which explains why the Charles I should be executed or why he should be allowed to live.</li><li>3. Research 'The Restoration' (this happens after the English Civil War) and create a timeline of the events of the Restoration.</li></ol> <p><b>Why not visit:</b> ... The Conventory Museum in Worcester to learn more about the Civil Wars.</p>

This is an example of the front cover of the Examination Homework booklet, you will have one of these for each subject in the lead up to assessment week.

	<p>Saint John Wall Catholic School A Catholic School For All</p>	
<p>Mission Statement "To educate each and every unique child in our care to hear and respond to what God calls them to be"</p>		
<p><b>Performing Arts - Drama</b> <b>Year 10</b> <b>Examination Homework</b> <b>Term 2</b></p>		
<p>"I can do all things through Christ who strengthens me." Philippians 4:13</p>		
<p>Monday 27 January 2020 to Friday 31 January 2020</p>		
<p>Name: _____ (School Values: To be compassionate and loving)</p>		

# Lunch

At SJW we have separate queues for buying hot and cold lunches. There are also people who bring a packed lunch to school and they don't need to queue up. People with packed lunch eat either in the canteen or under the canopy.

Hot Lunch



Cold Lunch



Packed Lunch



You may also choose to attend one of our lunchtime clubs, such as Sports Clubs, Games Club or Film Club.

The Teaching Assistants hold a lunch club every day in the St Thomas Aquinas Centre. You can play boards games and interact with other students.

# How Will I be Safe on my Return to School

Due to the ongoing impact of Covid-19. SJW has put in lots of procedures to help keep you safe and healthy.

Around the school we have reminders to help you keep a safe distance.

There are hygiene stations as you enter the school site as well as being situated in every classroom, in addition to this we have sinks to wash hands situated around the school buildings (including on the playground).

The playground will also be zoned for different year groups.





# Questions I want to ask...

Use this space to write down any questions you have.

You can email your questions to Mrs Adams before you start.

[sadams@sjw.bham.sch.uk](mailto:sadams@sjw.bham.sch.uk)

This image shows a blank sheet of white paper with horizontal ruling lines. The lines are evenly spaced and run across the width of the page. There are no margins, text, or other markings on the paper.